




**MITSUBISHI
ELECTRIC**

CENTRALIZED CONTROLLER

Changes for the Better

AG-150A CITY MULTI



AG - 150A - Visualizing control

Controllers are one of the most important and familiar devices in an air conditioning system. Not only does it control to provide optimum air environment but supports operations to minimize running costs and to preserve energy. Through studies and development, we've visualized a new system controller meeting needs with versatile options.

With a new coloured touch panel, new functions, and continuation of all the current G-50A functions, AG-150A visualizes its functions from basic control to advanced operations and bringing an ultimate controller to reality.

–Design your control
with our new centralized controller; **AG - 150A.**



New Design

Backlight Colour liquid crystal display

9 inch wide, high-resolution
Backlight makes it easy to
see and control units.

One can identify whether a unit is
ON or OFF from a distance.

Control in the night with no lights is possible.

Touch panel

Touch panel enables operation of units by touching with index finger.

When object unit is touched, orange box appears
around the unit icon indicating the unit selected.

Flat Back

Easy installation

Allows for an installation of the unit either directly to the
wall surface or using the installation hole in the wall.

USB memory compatible

* From Dec. 2008

All measurement/initial setting CSV data extractable with USB memory

Can save and overwrite operation and setting data.

New Functions

Controllable units/groups

Controls up to 50 units/groups (including indoor units, LOSSNAY, DIDO/AI/PI controller)
 Up to 150 units can be controlled via expansion controller *From April 2009

Monitoring functions

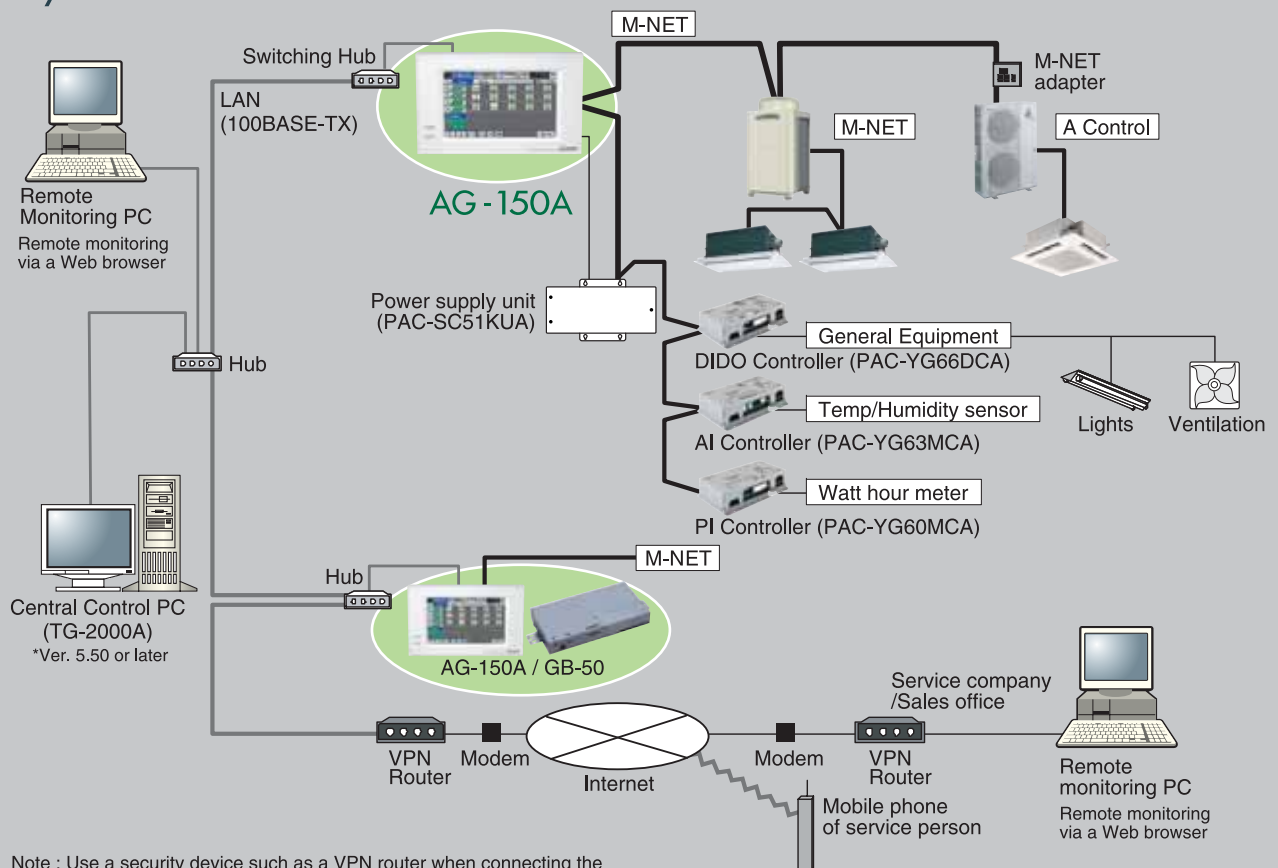
Temperature/Humidity (using AI controller with WEB browser) *1
 General equipment such as lights on LCD (using DIDO controller)
 Interlock function between indoor units and AI controller, DIDO controller available *From April 2009 *1

Energy saving functions

Seasonal scheduling and automatic switch over *1
 Yearly scheduling on LCD *1
 Scheduling fan speed and airflow direction
 Optimized Start up control *From Dec. 2008 *1
 Sliding temperature control *From Dec. 2008 *1
 Setback function *From Dec. 2008 *1

*1 License required.

System structure



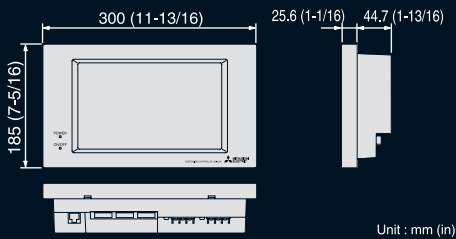
◆ Future release schedule is subject to change without notice.

Functions

○ : Each group ● : Collective □ : Each unit × : Not available △ : Each floor ● : Each block			
Item	Description	Operations	Display
Controllable unit	Up to 50 units/groups.		
ON/OFF	Run and stop operation for the air conditioner units and general equipment. To operate general equipment, PAC-YG66DCA is required.	○ ● △ ●	○ ●
Operation mode switching	Switches between Cool / Dry / Auto / Fan / Heat. (Group of LOSSNAY unit : automatic ventilation/ vent - heat interchange/ normal ventilation) depending on the air conditioner unit. Auto mode is for City Multi R2 and WR2 series only.	○ ● △ ●	○
Temperature setting	Cool/Dry : 19°C (67°F) - 30°C (87°F) [14°C (57°F) - 30°C (87°F)] Heat : 17°C (63°F) - 28°C (83°F) [17°C (63°F) - 28°C (83°F)] Auto : 19°C (67°F) - 28°C (83°F) [17°C (63°F) - 28°C (83°F)] [] in case of using middle-temperature on PDFY, PEFY-VML/VMR/VMS/VMH-by setting DipSW7-1 to ON. Yet, PEFY-P-VMH-E-F is excluded.	○ ● △ ●	○
Fan speed setting	Models with 4 air flow speed settings: Hi/Mid-2/Mid-1/Low Models with 3 air flow speed settings: Hi/Mid/Low Models with 2 air flow speed settings: Hi/Low Fan speed setting (including Auto) varies depending on the model.	○ ● △ ●	○
Air flow direction setting	Air flow direction angles, 4-angle or 5-angle Swing, Auto (Louver cannot be set)	○ ● △ ●	○
Schedule operation	Weekly schedule can be set by groups based on daily operation pattern.	○ ● △ ●	○
Permit / Prohibit local operation	Individually prohibit operation of each local remote control function (Start/Stop, Change operation mode, Set temperature, Reset filter).	○ ● △ ●	○
Indoor unit intake temperature	Measures the intake temperature of the indoor unit only when the indoor unit is operating.	×	○
Error	When an error is currently occurring on an air conditioner unit, the afflicted unit and the error code are displayed.	×	□ ●
Test run	This operates air conditioner units in test run mode.	○ ● △ ●	○
Ventilation interlock	The ventilation unit (LOSSNAY) is able to automatically start its operation when operation of the interlocked indoor unit starts.	○ ● △ ●	○
External input/output	By using optional external input/output adaptor (PAC-YG10HAA) you can set and monitor the following. Input : By level signal : "Batch start/stop", "Batch emergency stop" By pulse signal : "Batch start/stop", "Enable/disable local remote controller" Output : "Start/stop", "Error/Normal"	●	●

*NOTE: Operation and displayed content vary depending on the indoor unit model.

External dimensions



Unit : mm (in)

Options

Options	model name
Power supply unit	PAC-SC51KUA
Electric box	PAC-YG83UTB
Mounting attachment A type (Used with power supply unit)	PAC-YG85KTB
Mounting attachment B type (Used without power supply unit)	PAC-YG81TB
External input/output adapter	PAC-YG10HA
Black surface cover	PAC-YG71CBL



PAC-YG71CBL



FM33568 / ISO 9001;2000

The Air Conditioning & Refrigeration Systems Works acquired ISO 9001 certification under Series 9000 of the International Standard Organization (ISO) based on a review of Quality management for the production of refrigeration and air conditioning equipment.

ISO Authorization System

The ISO 9000 series is a plant authorization system relating to quality management as stipulated by the ISO. ISO 9001 certifies quality management based on the "design, development, production, installation and auxiliary services" for products built at an authorized plant.



EC97J1227

The Air Conditioning & Refrigeration Systems Works acquired environmental management system standard ISO 14001 certification.

The ISO 14000 series is a set of standards applying to environmental protection set by the International Standard Organization (ISO).

 **MITSUBISHI ELECTRIC CORPORATION**
<http://Global.MitsubishiElectric.com>